



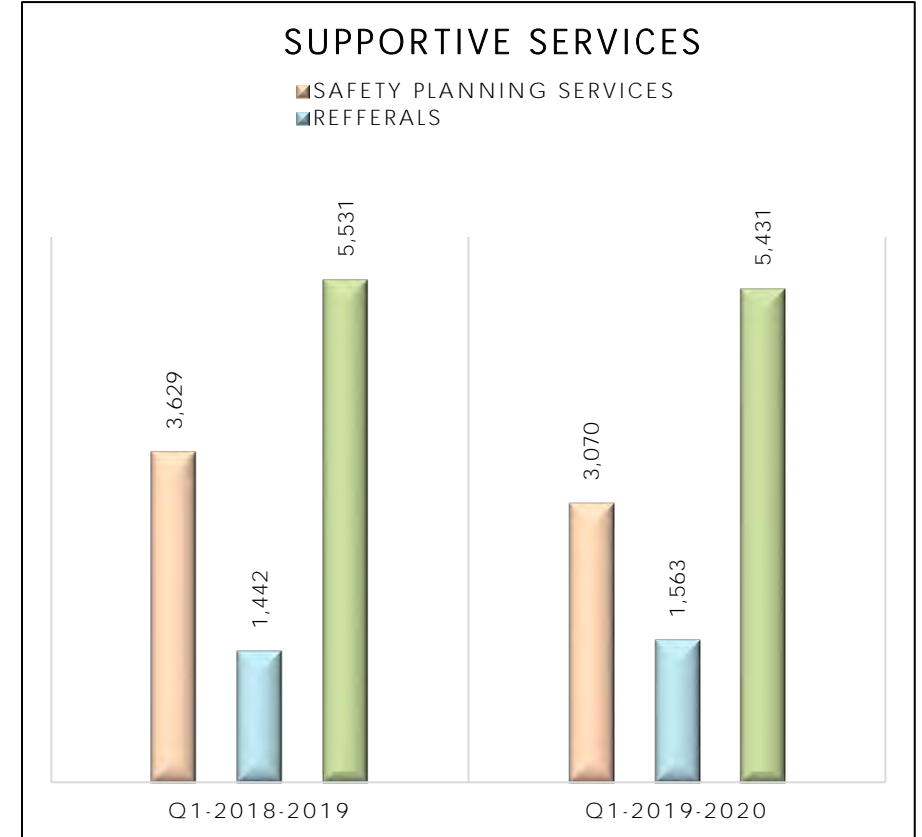
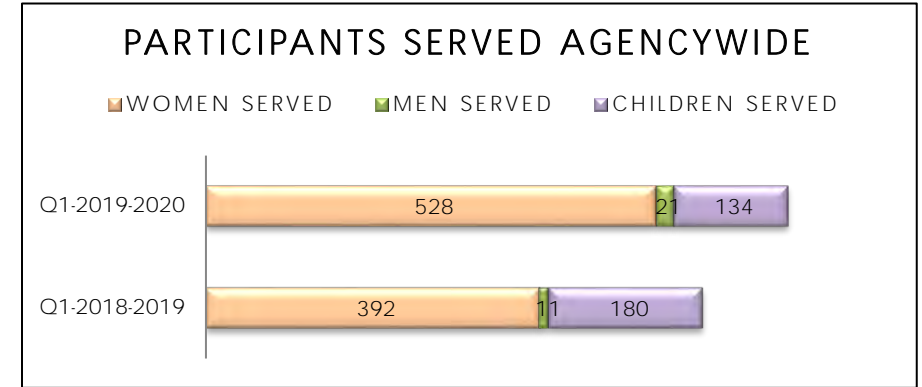
Quarterly Program Performance Report
FY 2018-2019, FY 2019-2020

Agencywide Stats

Participants and Services	Q1-2018-2019	Q1-2019-2020
Adults Served	403	549
Women Served	392	528
Men Served	11	21
Children Served	180	134
Total Individuals Served	583	683
Safety Planning Services	3,629	3,070
Refferals	1,442	1,563
Total Supportive Service Hours	5,531	5,431

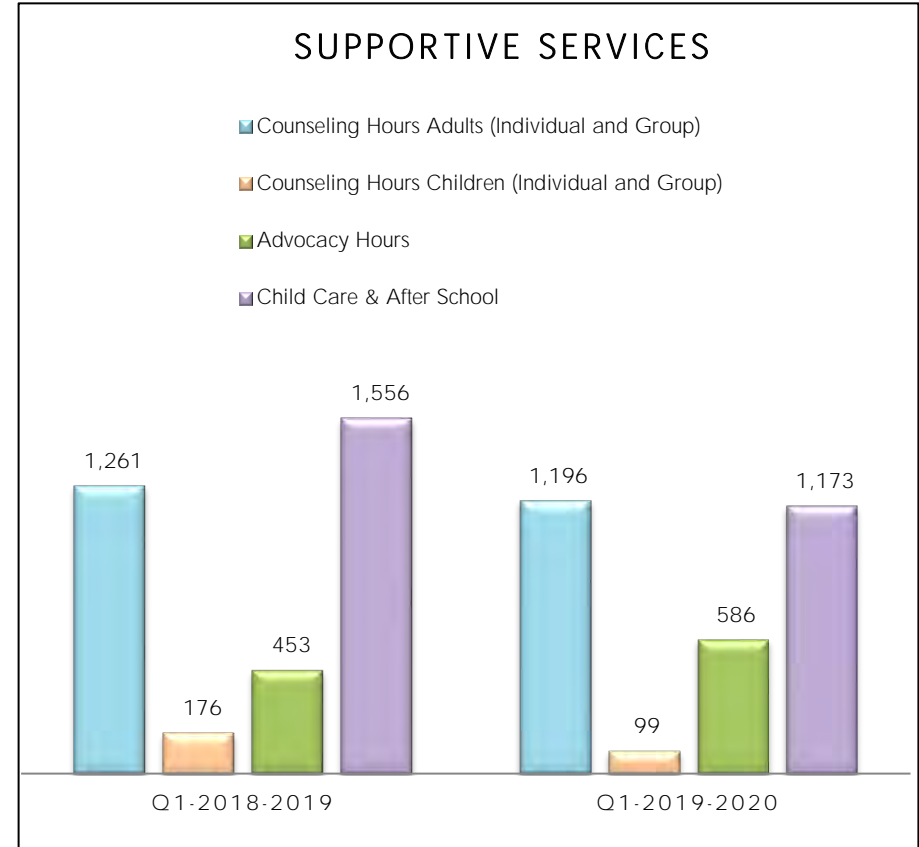
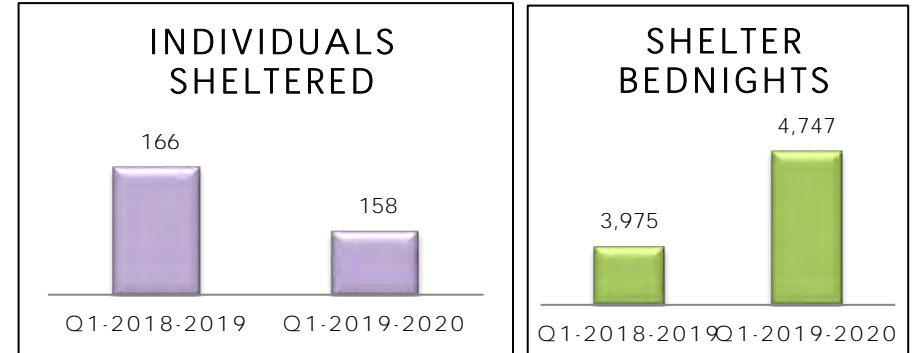
Onsite IFP Attorney	Q1-2018-2019	Q1-2019-2020
Number of referrals to Onsite Attorney	70	126
Legal Advice without Court Representation	46	47

Transitional Living	Q1-2018-2019	Q1-2019-2020
Adults Served	6	7
Children Served	13	10
Bednights	1,788	1,392



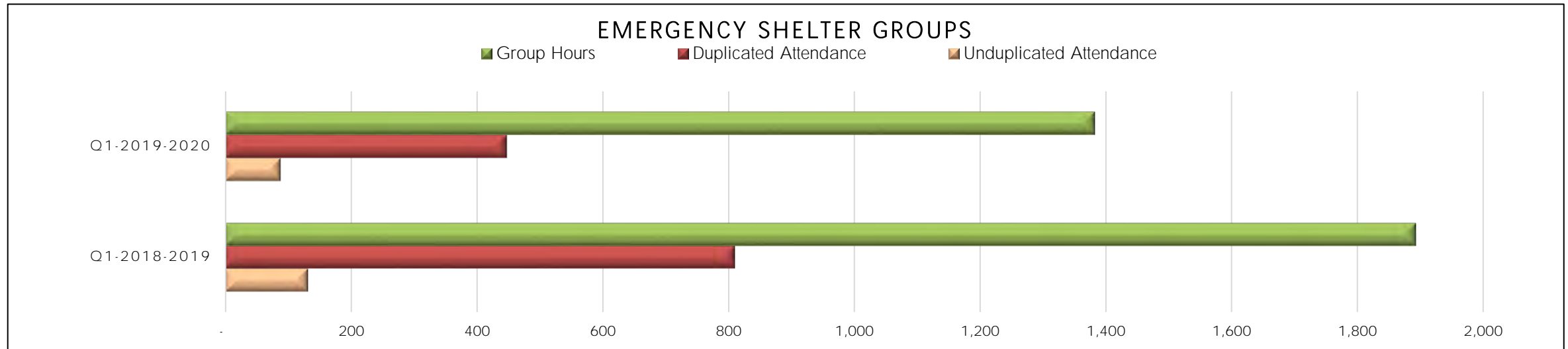
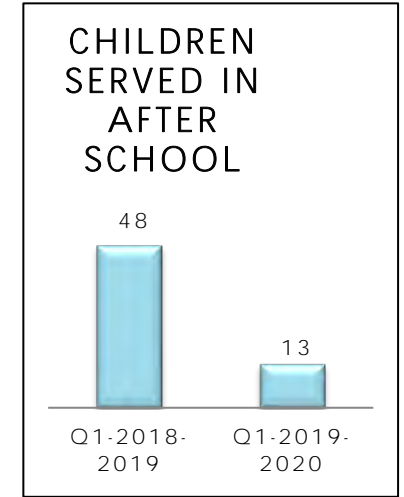
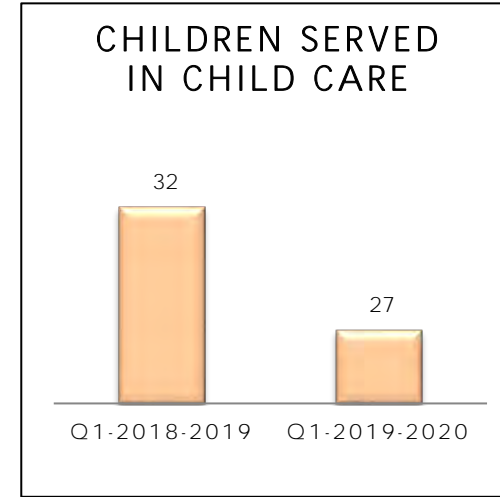
Emergency Shelter Stats

Emergency Shelter	Q1-2018-2019	Q1-2019-2020
Adults Sheltered	79	85
Women	79	82
Men	-	3
Children Sheltered	87	73
Total Individuals Sheltered	166	158
Human Trafficking (Adults)	2	3
Intakes	104	115
Counseling Hours Adults (Individual and Group)	1,261	1,196
Counseling Hours Children (Individual and Group)	176	99
Advocacy Hours	453	586
Child Care & After School	1,556	1,173
Total Supportive Service Hours	3,447	3,055
Referrals Given	545	582
Safety Planning Services	2,802	2,181
Individuals Transported	54	19
Advocate Assisted IFP	2	1
Immigration Advocacy	6	12
Calls to Crisis Hotline	386	373
Shelter Bednights	3,975	4,747
Average Length of Stay (in days)	24	30
Pets Sheltered	9	10
Kennel Nights	214	388



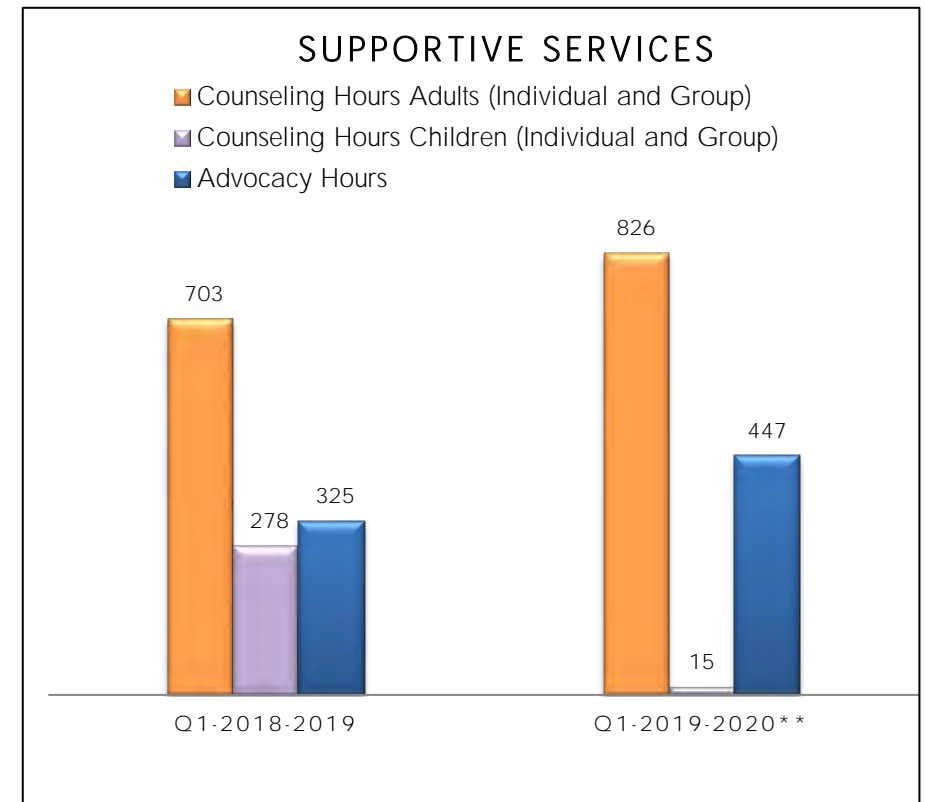
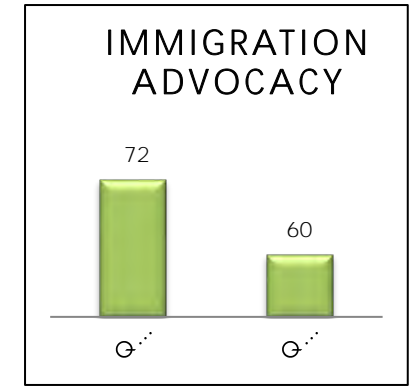
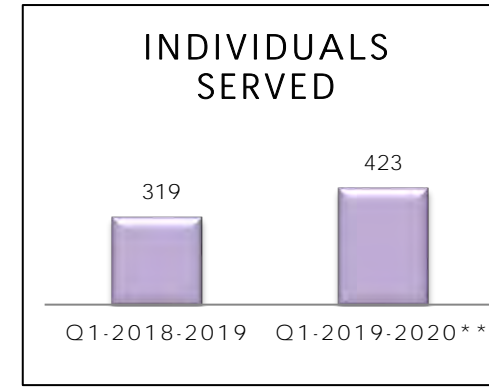
Emergency Shelter Stats (continued)

On-site Child Care	Q1-2018-2019	Q1-2019-2020
Children Served	32	27
Activity Hours	940	1,005
After School Care	Q1-2018-2019	Q1-2019-2020
Children Served	48	13
Activity Hours	616	168
Emergency Shelter Groups	Q1-2018-2019	Q1-2019-2020
Unduplicated Attendance	130	87
Duplicated Attendance	810	447
Group Hours	1,892	1,380



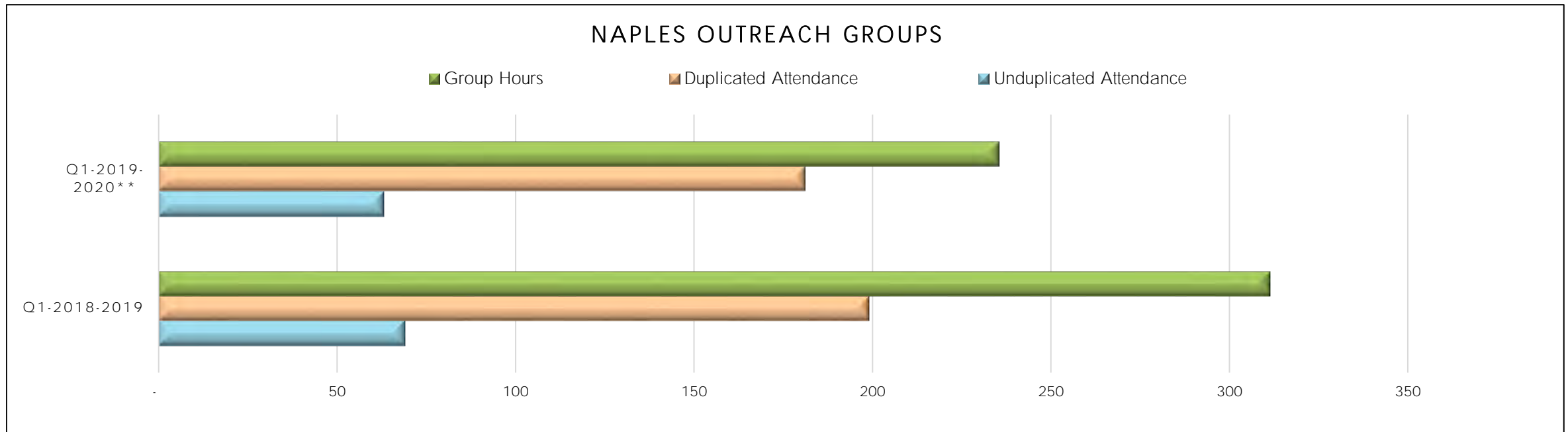
Outreach Stats

Naples Outreach (does not to include in-house prevention)	Q1-2018-2019	Q1-2019-2020**
Adults Served	252	410
Women	242	391
Men	10	19
Children Served	67	13
Total Individuals Served	319	423
Intakes	57	86
Counseling Hours Adults (Individual and Group)	703	826
Counseling Hours Children (Individual and Group)	278	15
Advocacy Hours	325	447
Total Supportive Service Hours	1,307	1,288
Referrals	543	819
Safety Planning Services	517	550
Transportation Services	10	2
Advocate Assisted IFP	1	2
Immigration Advocacy	72	60
Police Reports Reviewed and contacted by InVEST	493	526
Police Reports that Met InVEST Criteria	72	114
InVest Cases Reached	28	69



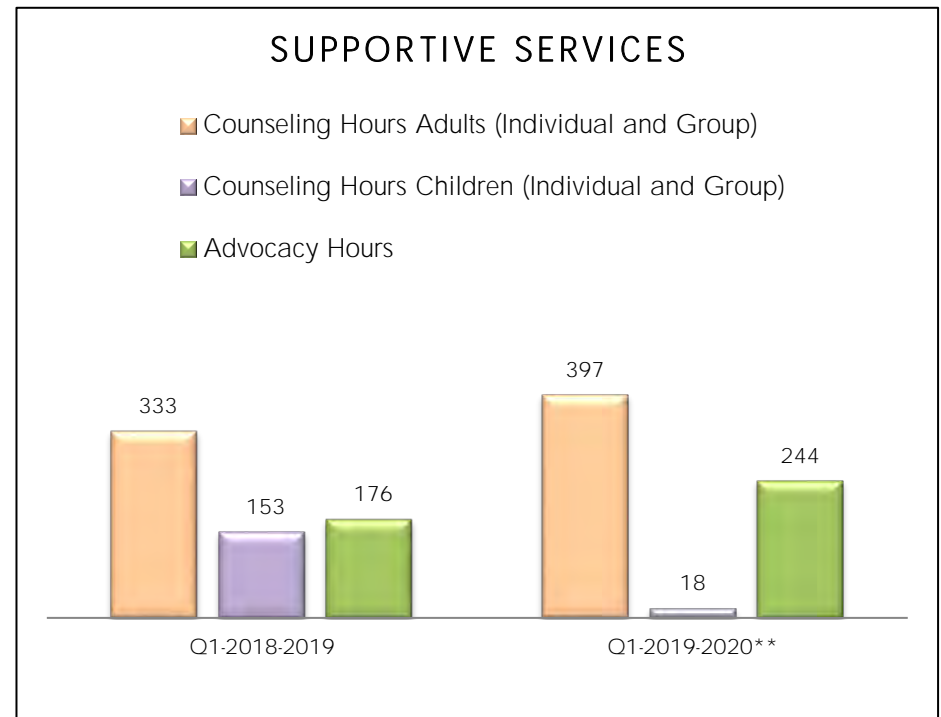
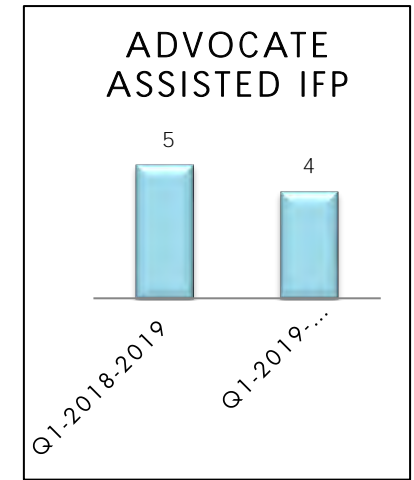
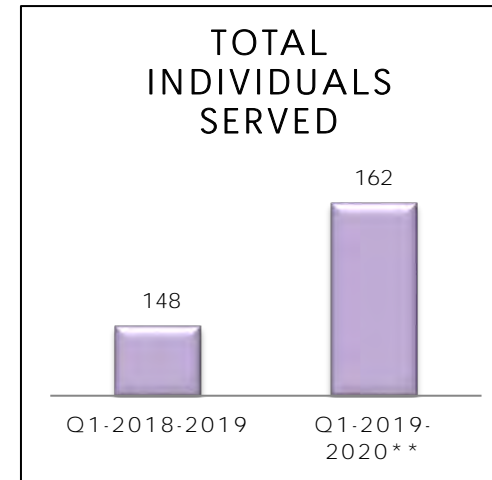
Outreach Stats (continued)

Naples Outreach Groups (does not to include in-house prevention)	Q1-2018-2019	Q1-2019-2020**
Unduplicated Attendance	69	63
Duplicated Attendance	199	181
Group Hours	311	236



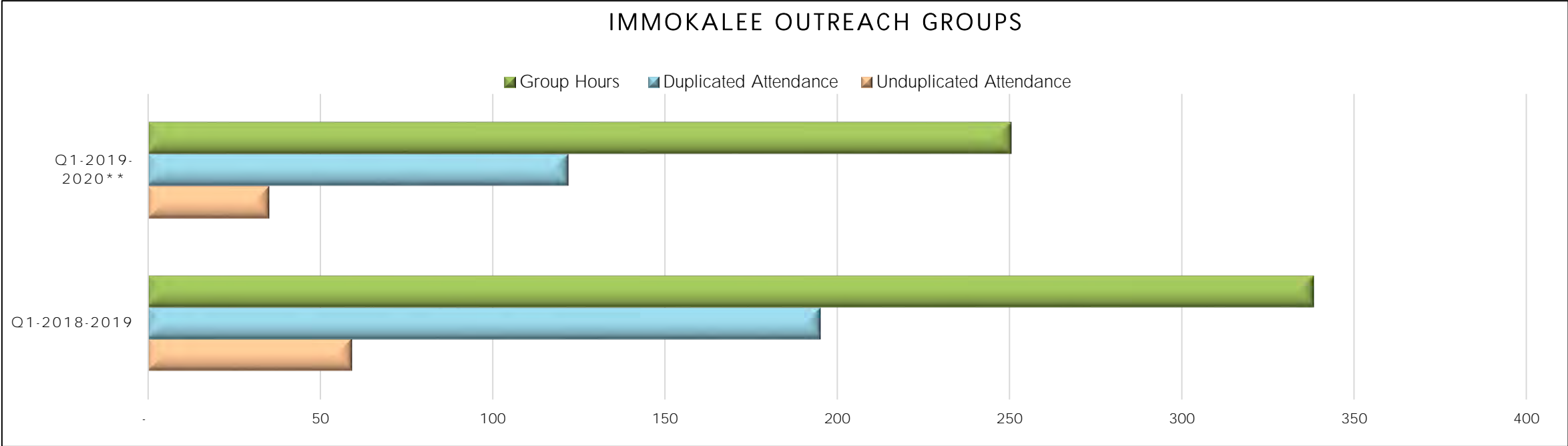
Outreach Stats (continued)

Immokalee Outreach (does not to include in-house prevention)	Q1-2018-2019	Q1-2019-2020**
Adults Served:	112	153
Women	110	152
Men	2	1
Children Served	36	9
Total Individuals Served	148	162
Intakes	30	22
Counseling Hours Adults (Individual and Group)	333	397
Counseling Hours Children (Individual and Group)	153	18
Advocacy Hours	176	244
Total Supportive Service Hours	662	659
Referrals Given	354	162
Safety Planning Services	244	219
Transportation Services	10	13
Advocate Assisted IFP	5	4
Immigration Advocacy	13	25



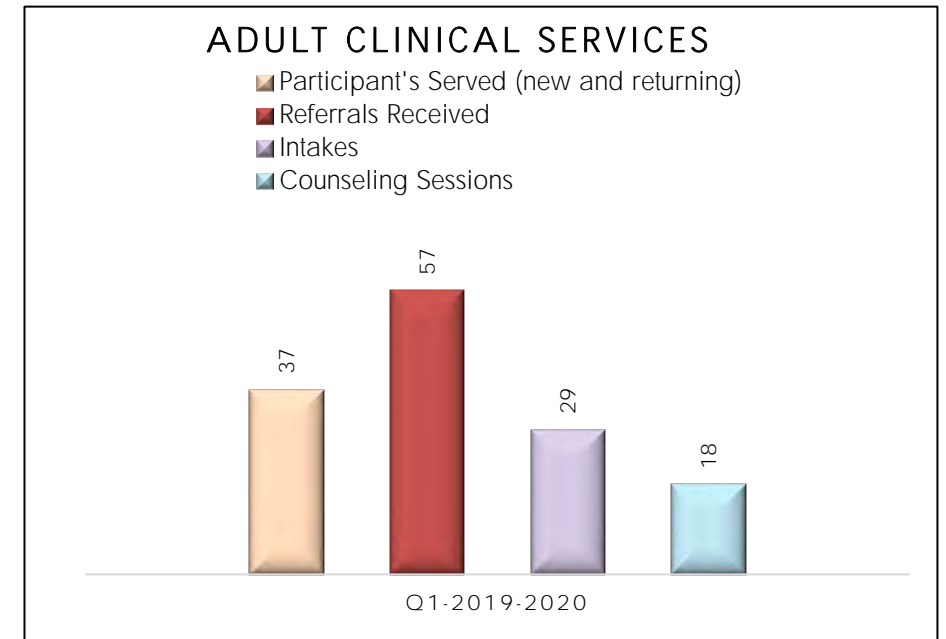
Outreach Stats (continued)

Immokalee Outreach Groups (**not to include in-house prevention)	Q1-2018-2019	Q1-2019-2020**
Unduplicated Attendance	59	35
Duplicated Attendance	195	122
Group Hours	338	251

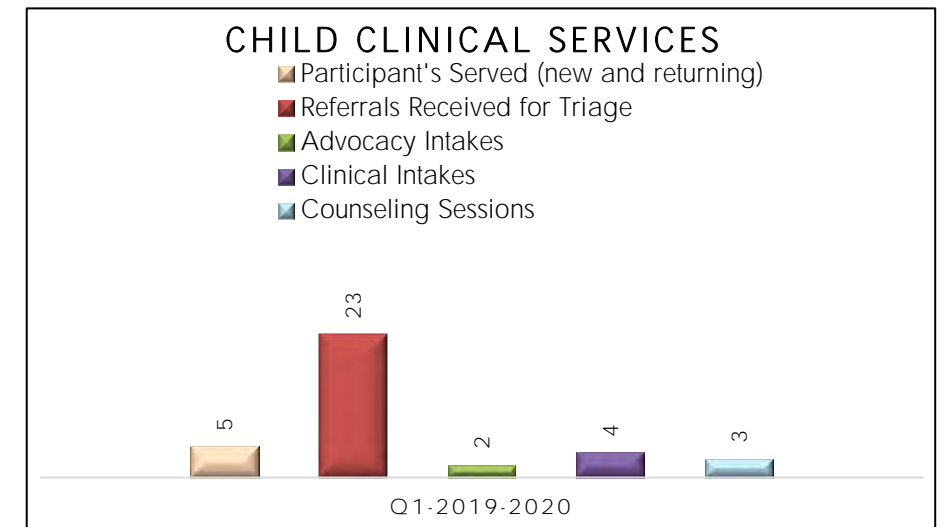


Clinical Stats

Adult Clinical Counseling	Q1-2018-2019	Q1-2019-2020
Participant's Served (new and returning)		37
Referrals Received		57
Pre-intake Assessment and Crisis De-escalation		7
Intakes		29
Bio-Psycho-Social Assessments		27
Psychometric Testing		4
Treatment Plans Created		3
Treatment Plan Reviews		0
Counseling Sessions		18
Exit Sessions		0

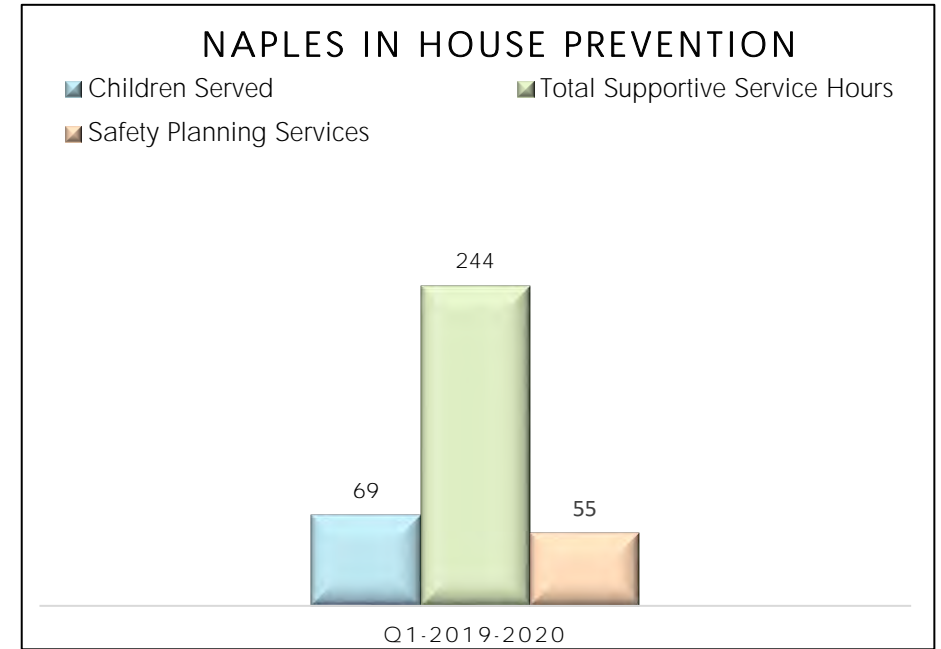


Child Clinical Counseling	Q1-2018-2019	Q1-2019-2020
Participant's Served (new and returning)		5
Referrals Received for Triage		23
Advocacy Intakes		2
Clinical Intakes		4
Pre-intake Assessment and Crisis De-escalation		1
Bio-Psycho-Social Assessments		4
Psychometric Testing		0
Treatment Plans Created		0
Treatment Plan Reviews		0
Counseling Sessions		3
Exit Sessions		0

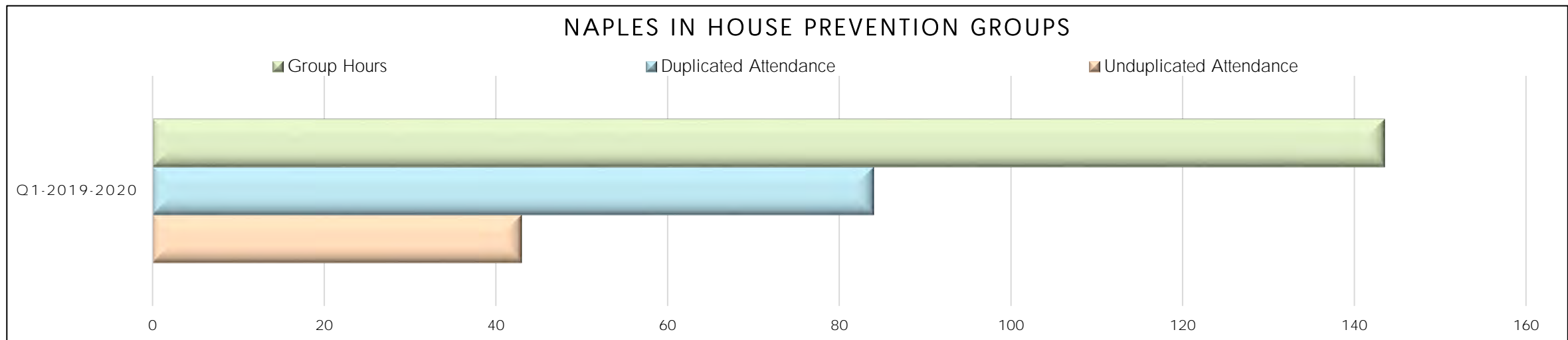


Primary Prevention & Community Education Stats

In-House Primary Prevention in Naples	Q1-2018-2019	Q1-2019-2020
Children Served		69
Counseling Hours (Individual and Group)		207
Advocacy Hours		37
Total Supportive Service Hours		244
Referrals		
Safety Planning Services		55
Transportation Services		0

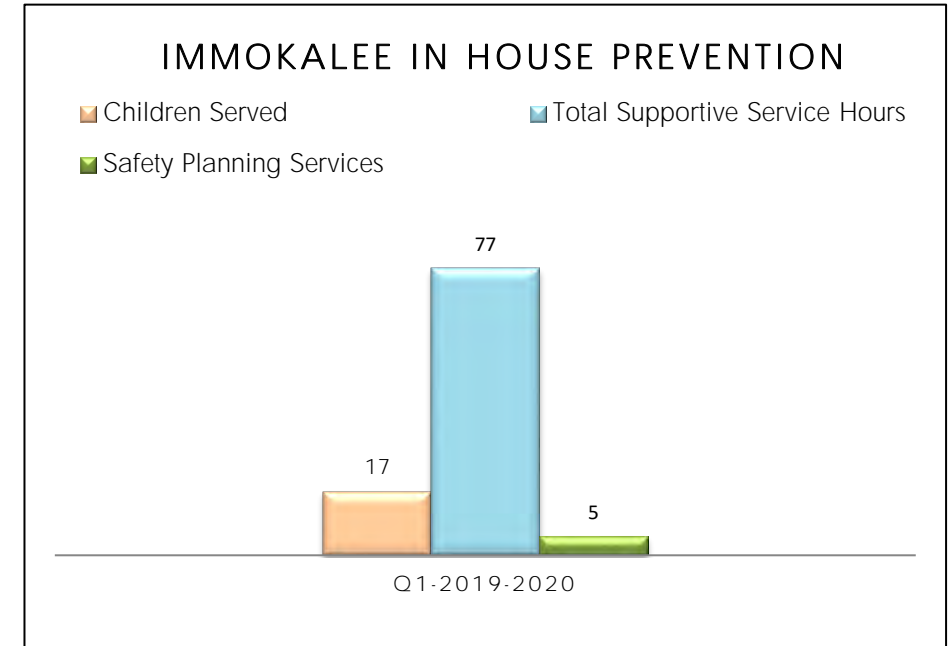


In-House Primary Prevention Groups in Naples	Q1-2018-2019	Q1-2019-2020
Unduplicated Attendance		43
Duplicated Attendance		84
Group Hours		144

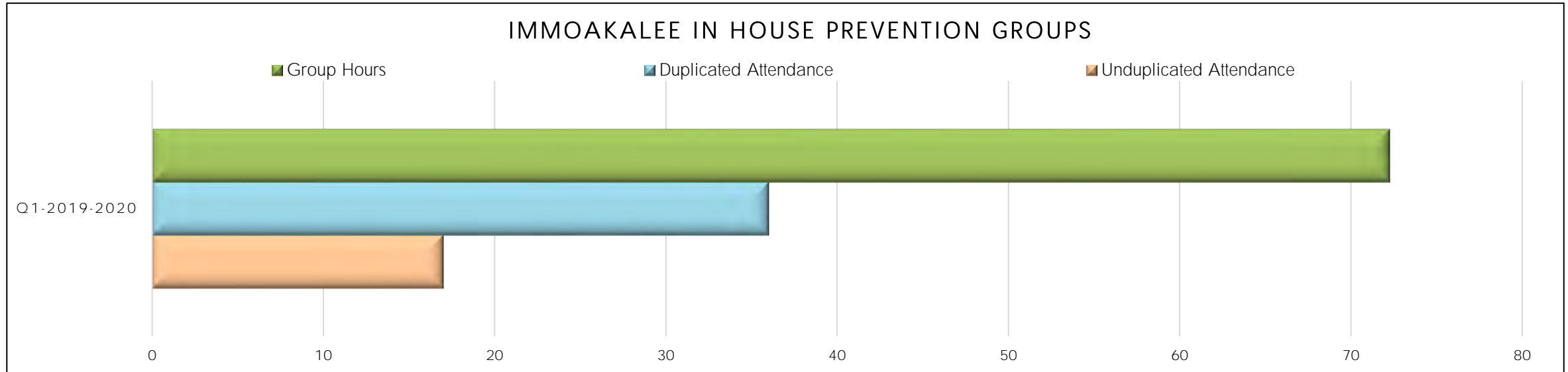


Primary Prevention & Community Education Stats (continued)

In-House Primary Prevention in Immokalee	Q1-2018-2019	Q1-2019-2020
Children Served		17
Counseling Hours (Individual and Group)		77
Advocacy Hours		0
Total Supportive Service Hours		77
Referrals		19
Safety Planning Services		5
Transportation Services		0

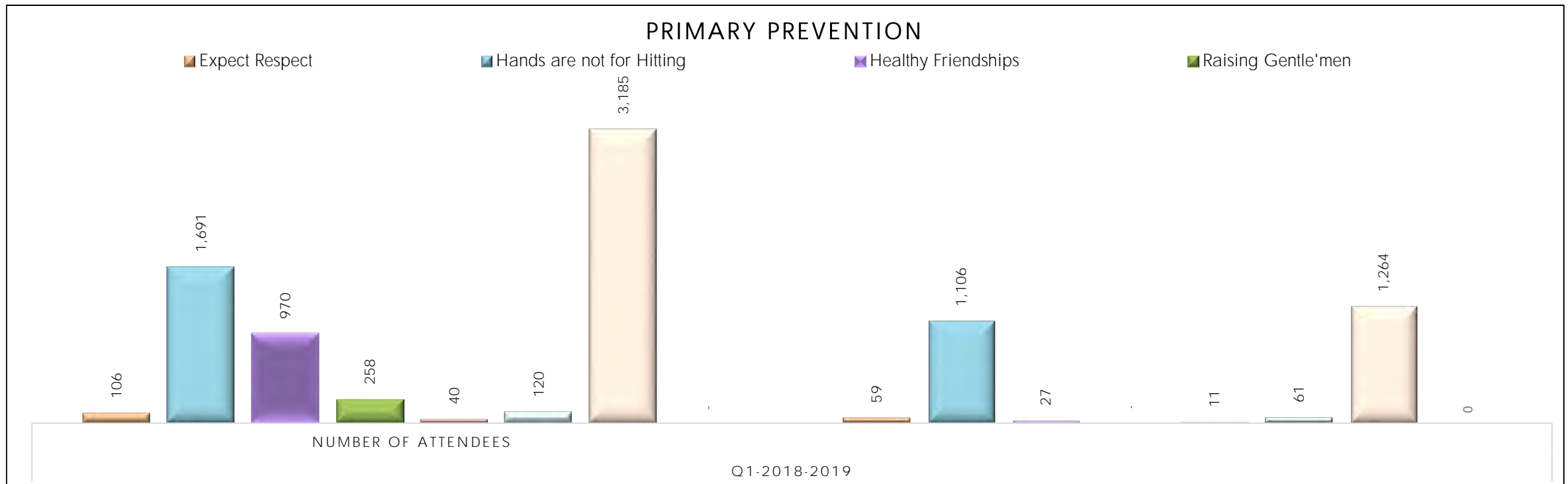


In-House Primary Prevention Groups in Immokalee	Q1-2018-2019	Q1-2019-2020
Unduplicated Attendance		17
Duplicated Attendance		36
Group Hours		72



Primary Prevention & Community Education Stats (continued)

Community Primary Prevention	Q1-2018-2019		Q1-2019-2020	
	Number of Attendees	Number of Presentations	Number of Attendees	Number of Presentations
Expect Respect	106	5	59	6
Hands are not for Hitting	1,691	111	1,106	141
Healthy Friendships	970	15	27	1
Raising Gentle'men	258	12	-	-
Teen Healthy Relationships	120	5	61	4
YAC	40	5	11	3
Total Primary Prevention	3,185	153	1,264	155
YTD % of schools in Collier County Reached			42%	



Primary Prevention & Community Education Stats (continued)

Community Education & Training	Q1-2018-2019		Q1-2019-2020	
	Number of Attendees	Number of Presentations	Number of Presentations	Number of Presentations
Community Education	238	20	80	8
Community Awareness	79	3	123	3
Professional Training	189	11	-	0
Public Awareness	0		2	
Media Presentations	1			
Healing Arts				
Total Community Education Numbers	507	34	205	11

